

# Indicator: Age — 65 Years & Older

**Description:** Percentage of people 65 years of age and older.

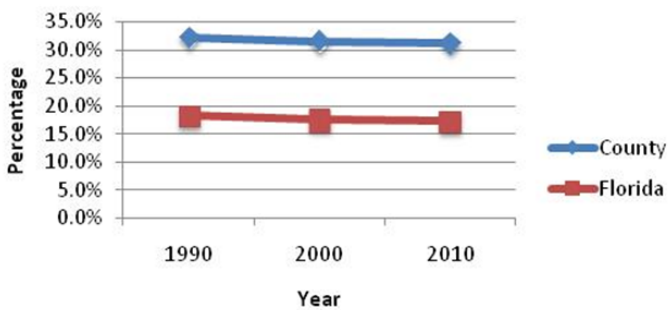
**Sources:** U.S. Census Bureau, 2010 Profile of General Population & Housing Characteristics, Table DP-1; U.S. Census Bureau, Census 2000 Summary File 1, Matrices P8; U.S. Census Bureau, 1990 Census Summary Tape File 1 (STF 1) – Matrices P8 -100 percent data

**Caveats:** Redistricting efforts in 2010 deleted some of the previously designated census tracts from the year 2000.

## County

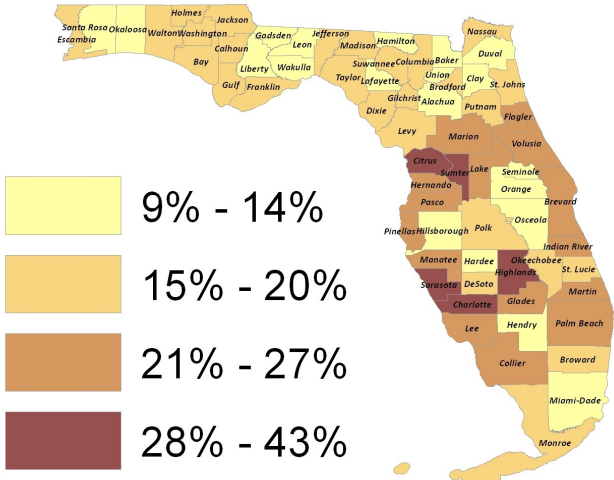
## Within County

**People Age 65 Years & Over**

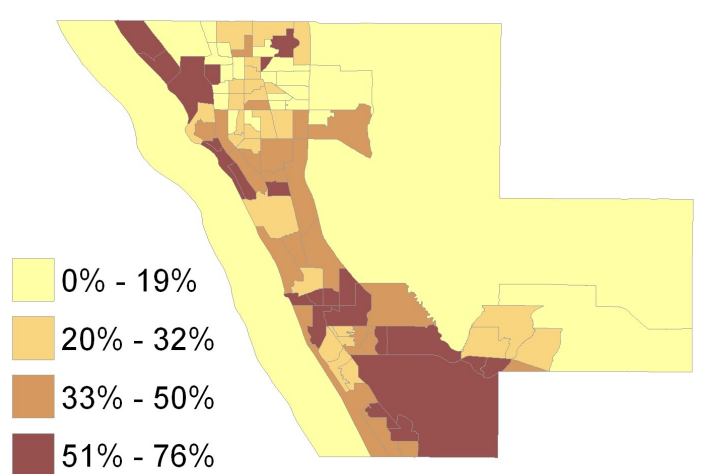


Year	1990	2000	2010
County	32.2%	31.5%	31.2%
Florida	18.3%	17.6%	17.3%

**Percentage of Population 65 Years Of Age & Over By County (2010)**



**Percentage of Population 65 Years Of Age & Over By Census Tract (2010)**



**Associated Indicators:**

**Patterns:**

# Indicator: Age — 65 Years & Older

Description: Percentage of people 65 years of age and older.

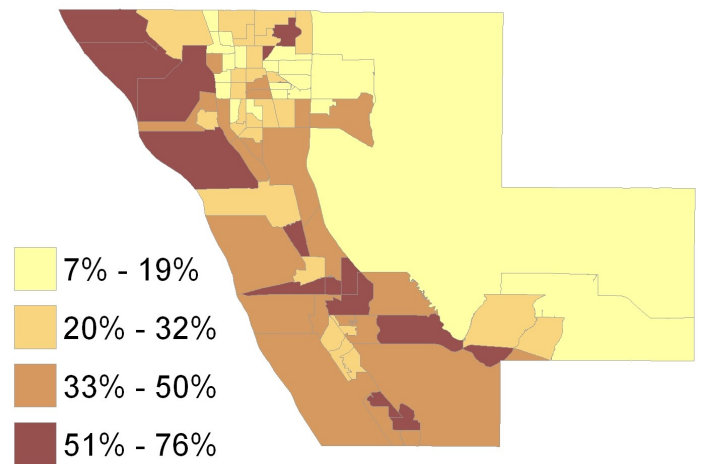
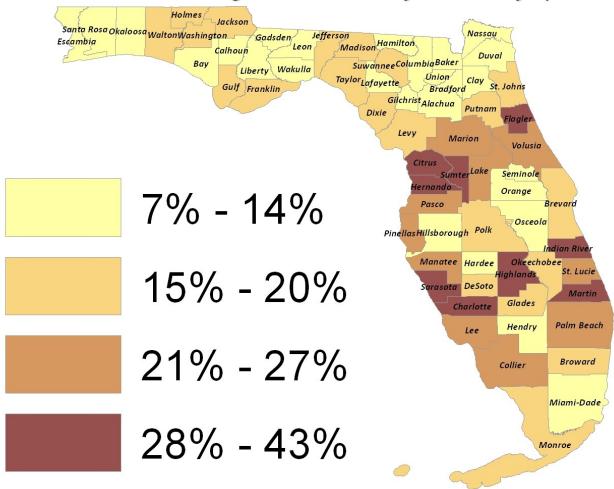
## Time Series

### County

### Within County

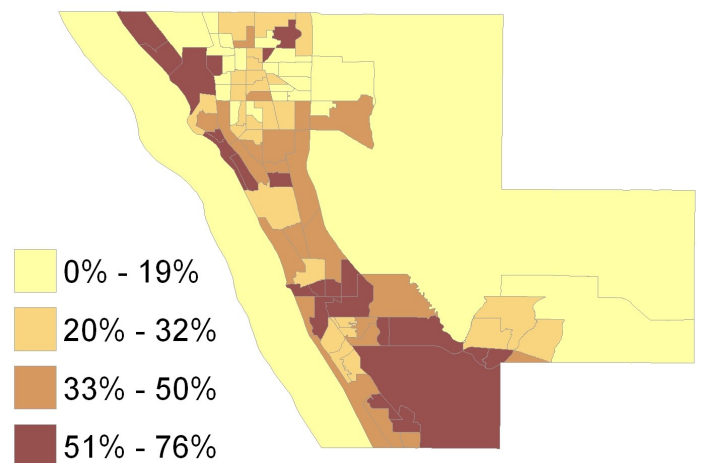
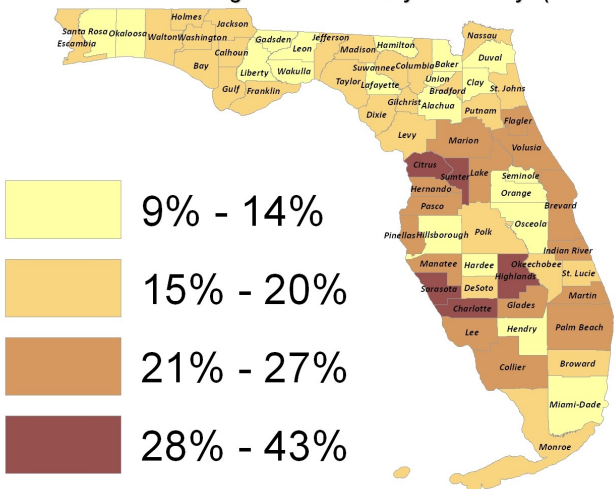
Percentage of Population 65 Years Of Age & Over By County (2000)

Percentage of Population 65 Years Of Age & Over By Census Tract (2000)



Percentage of Population 65 Years Of Age & Over By County (2010)

Percentage of Population 65 Years Of Age & Over By Census Tract (2010)



Other Demographic Indicators: Total Population, Age, Race/Ethnicity, Latino by County of Origin, Gender, Language Spoken at Home, Households, Language spoken other than English

Past

Present