

Indicator: Age — Under 18 Years

Description: Percentage of people under 18 years of age.

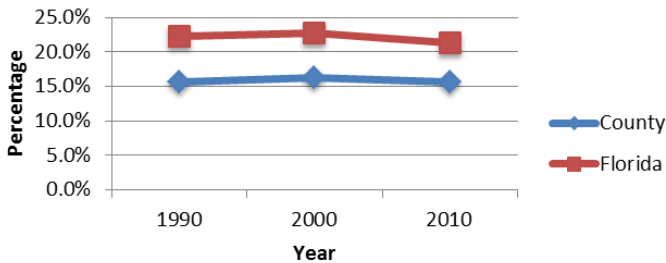
Sources: U.S. Census Bureau, 2010 Profile of General Population & Housing Characteristics, Table DP-1; U.S. Census Bureau, Census 2000 Summary File 1, Matrices P8; U.S. Census Bureau, 1990 Census Summary Tape File 1 (STF 1) – Matrices P8 -100 percent data

Caveats: Redistricting efforts in 2010 deleted some of the previously designated census tracts from the year 2000.

County

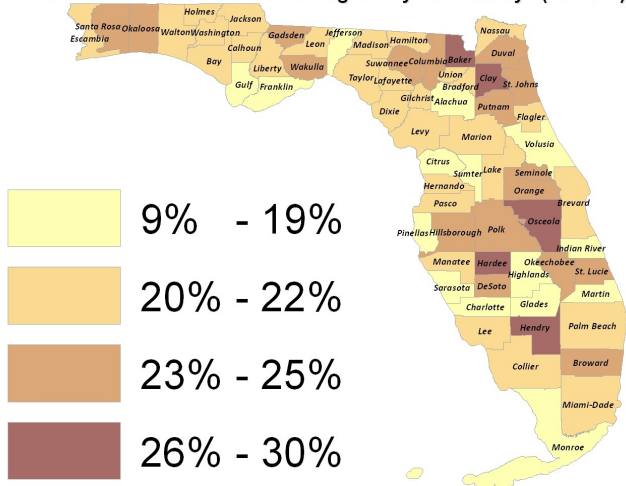
Within County

People Under 18 Years of Age

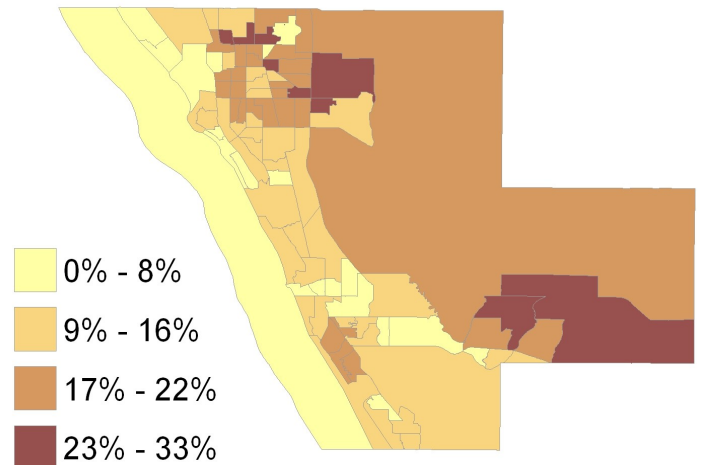


Year	1990	2000	2010
County	15.7%	16.2%	15.7%
Florida	22.2%	22.8%	21.3%

Percentage of Population Under 18 Years Of Age By County (2010)



Percentage of Population Under 18 Years Of Age By Census Tract (2010)



Associated Indicators:

Patterns:

Indicator: Age — Under 18 Years

Description: Percentage of people under 18 years of age.

Time Series

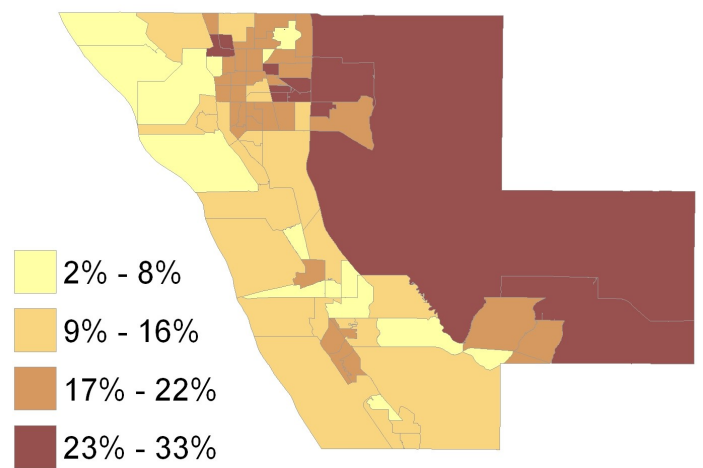
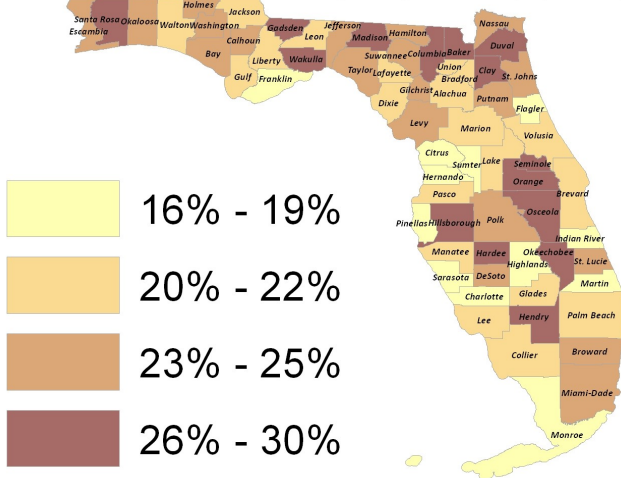
Past

County

Within County

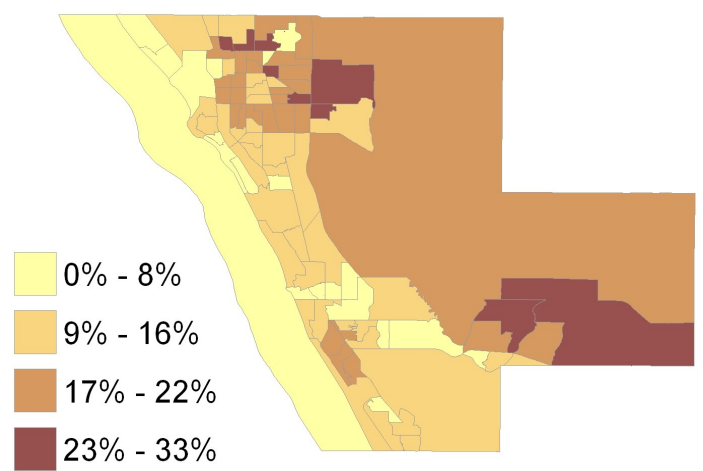
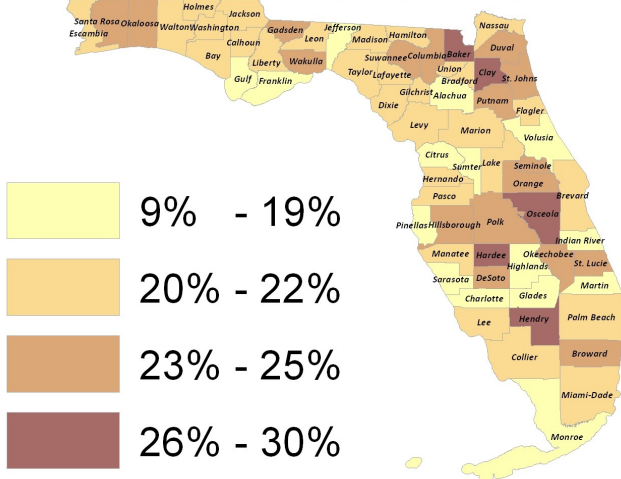
Percentage of Population Under 18 Years Of Age By County (2000)

Percentage of Population Under 18 Years Of Age By Census Tract (2000)



Percentage of Population Under 18 Years Of Age By County (2010)

Percentage of Population Under 18 Years Of Age By Census Tract (2010)



Present

Other Demographic Indicators: Total Population, Age, Race/Ethnicity, Latino by Country of Origin, Gender, Language Spoken at Home, Households, Language spoken other than English