

Indicator: Domestic Violence

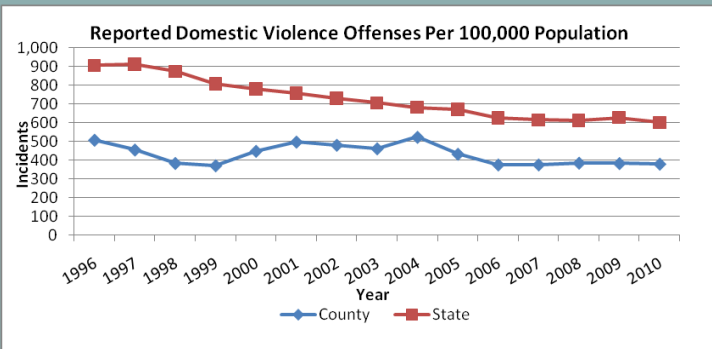
Description: Number of incidents of reported domestic violence per 100,000 people.

Sources: Florida Department of Law Enforcement—<http://www.fdle.state.fl.us/Content/FSAC/Menu/Data---Statistics-%281%29/UCR-Domestic-Violence-Data.aspx>

Caveats: Domestic violence includes murder, manslaughter, forcible rape, forcible sodomy, forcible fondling, aggravated assault, simple assault, threat/intimidation and arson. The majority of domestic violence is simple assault. Incidents of domestic violence are presented 'per 100,000 population' so that changes will indicate the prevalence of domestic violence and not just changes in the size of the population.

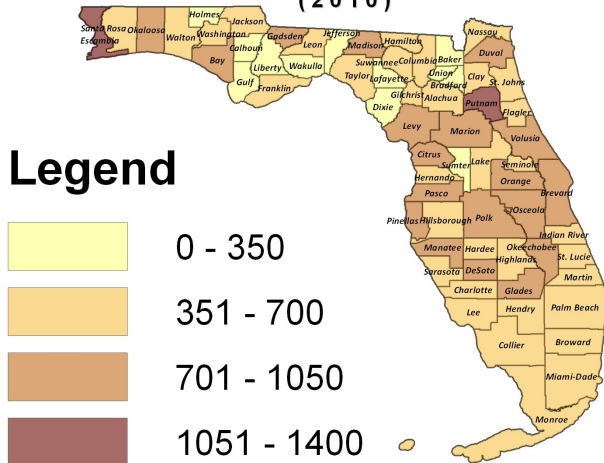
County

Within County



Year	2005	2006	2007	2008	2009	2010
County	435.232	378.0198	378.1549	387.4366	385.3799	382.134
State	671.3124	627.6591	616.4226	614.0021	628.6935	603.0324

Number of Reported Domestic Violence Cases per 100,000 Population By County (2010)



Associated Indicators:

Patterns:



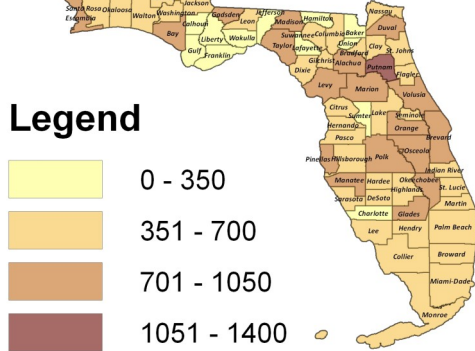
Indicator: Domestic Violence

Description: Number of incidents of reported domestic violence per 100,000 people.

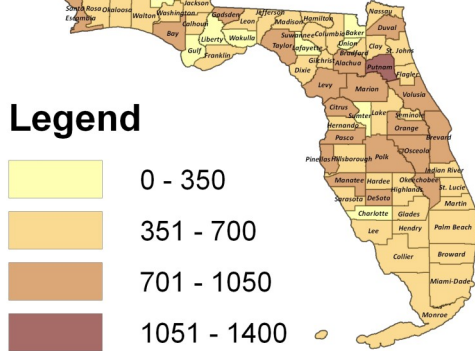
Time Series

County

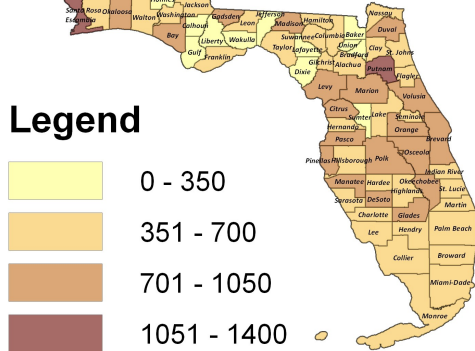
Number of Reported Domestic Violence Cases per 100,000 Population By County (2008)





Number of Reported Domestic Violence Cases per 100,000 Population By County (2009)



Number of Reported Domestic Violence Cases per 100,000 Population By County (2010)



Within County



Past

Present