

Indicator: Eating Fruits & Vegetables

Description: Percentage of adults eating at least five servings of fruits and vegetables per day.

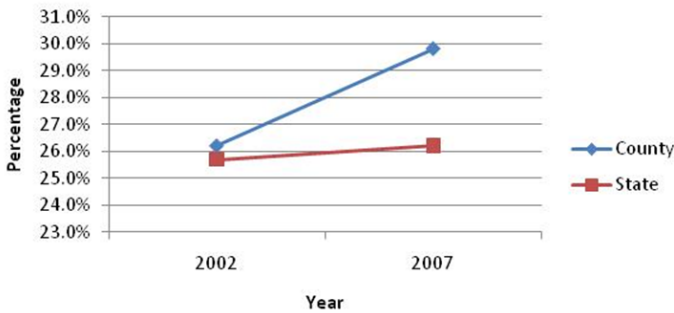
Sources: FloridaCHARTS—BRFSS - <http://www.floridacharts.com/charts/brfss.aspx?IndNumber=0026&catID=10>

Caveats: The Behavioral Risk Factor Surveillance System (BRFSS) survey was conducted among adults in Florida in 2002 and 2007. The purpose of this survey is to obtain county-level estimates of the prevalence of personal health behaviors that contribute to morbidity and mortality. Prevalence data is not included in areas with a sample size less than 30. Adults are people 18 years of age

County

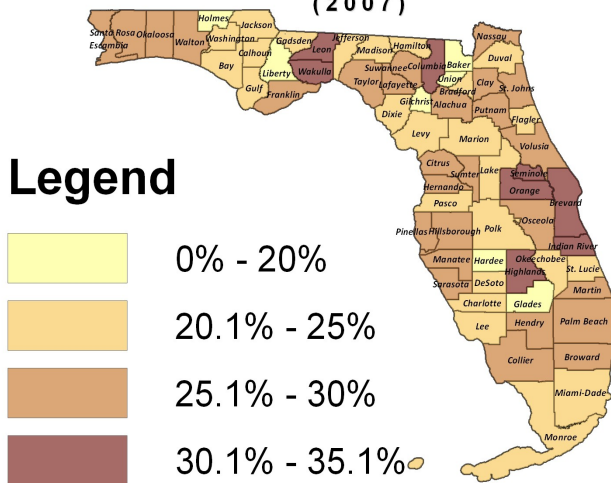
Within County

Percentage Of Adults Who Consume At Least 5 Servings Of Fruits & Vegetables Per Day



Year	2002	2007
County	26.2%	29.8%
State	25.7%	26.2%

Percentage Of Adults Who Consume At Least Five Servings Of Fruits & Vegetables A Day (2007)



Associated Indicators:

Patterns:

Indicator: Eating Fruits & Vegetables

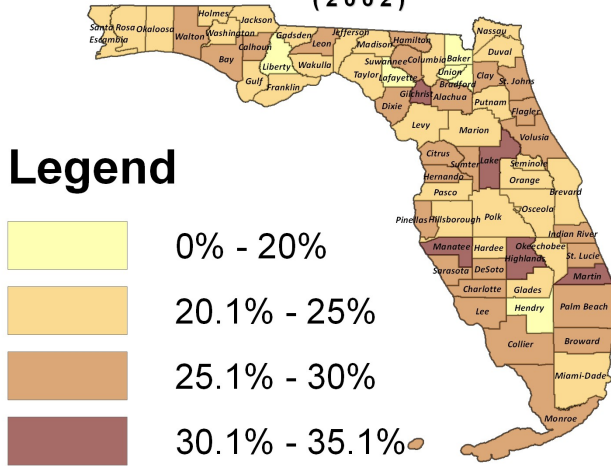
Description: Percentage of adults eating at least five servings of fruit and vegetables per day.

Time Series

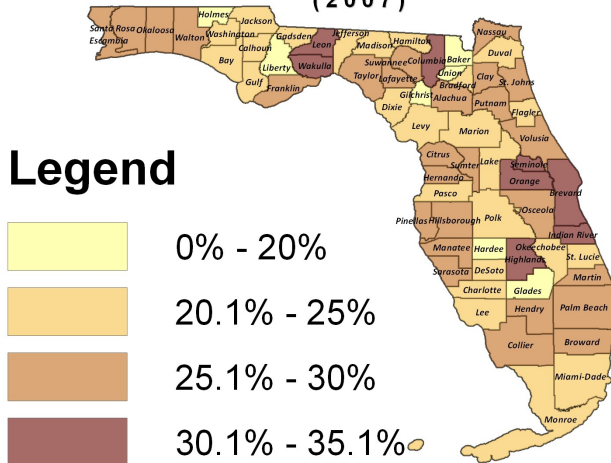
County

Within County

Percentage Of Adults Who Consume At Least Five Servings Of Fruits & Vegetables A Day (2002)



Percentage Of Adults Who Consume At Least Five Servings Of Fruits & Vegetables A Day (2007)



Past

Present