

Indicator: Home Occupancy

Description: Percentage of available housing units that are occupied.

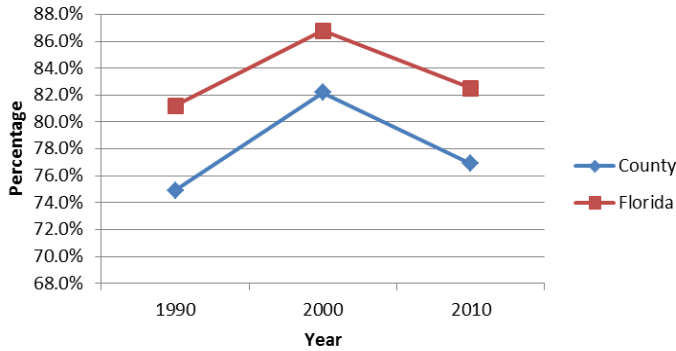
Sources: U.S. Census Bureau - Profile of General Population and Housing Characteristics: 2010 Demographic Profile Data ,2000 SF1 Data set, 1990 SF1 Data set— Occupied Housing Units—<http://factfinder2.census.gov/>

Caveats: Data points come from the Decennial Census, instead of the American Community Survey, which relies on estimates.

County

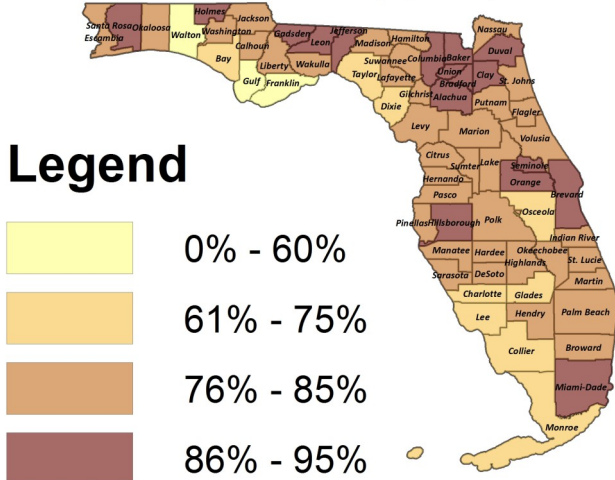
Within County

Percentage of Occupied Housing Units



Year	<u>1990</u>	<u>2000</u>	<u>2010</u>
County	74.9%	82.2%	76.9%
Florida	81.2%	86.8%	82.5%

Percentage Of Homes Occupied By County (2010)



Associated Indicators:

Patterns:

Indicator: Home Occupancy

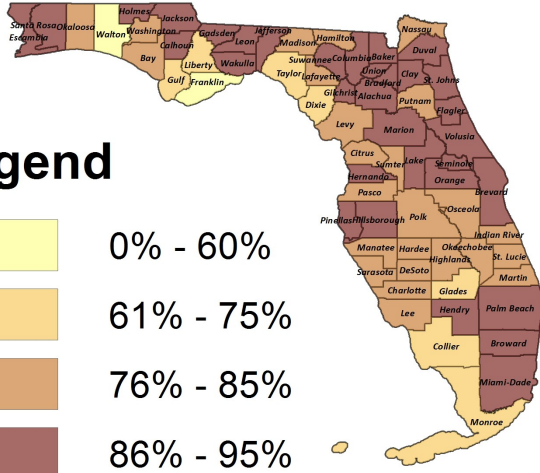
Description: Percentage of available housing units that are occupied.

Time Series

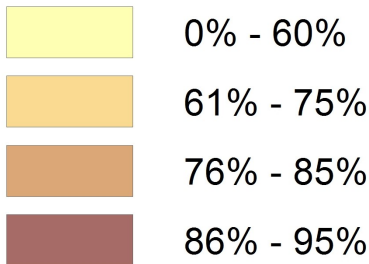
County

Within County

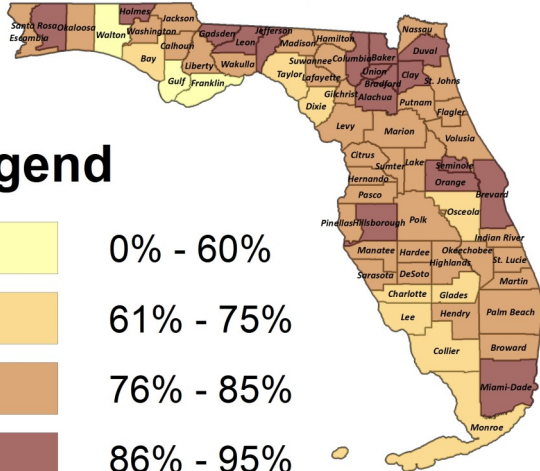
Percentage Of Homes Occupied By County (2000)



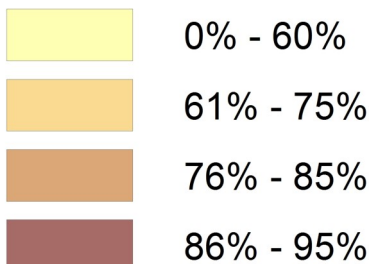
Legend



Percentage Of Homes Occupied By County (2010)



Legend



Past

Present