

Indicator: Homelessness

Description: Number of people who are homeless, per 1000 people.

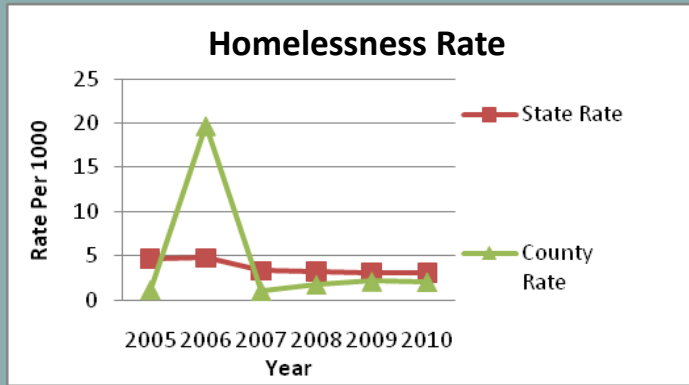
Sources: Florida Department of Children & Families, Office on Homelessness-<http://www.dcf.state.fl.us/programs/homelessness/pubs.shtml>

Florida by county –GCT-T1. Population Estimates. US Census Bureau, American FactFinder.

Caveats: Rates are estimates reported in the 2010 Homeless Conditions in Florida Annual Report by the Department of Children & Families Office on Homelessness, and based on voluntary reports by organizations focused on addressing homelessness. In some counties there are no organizations reporting.

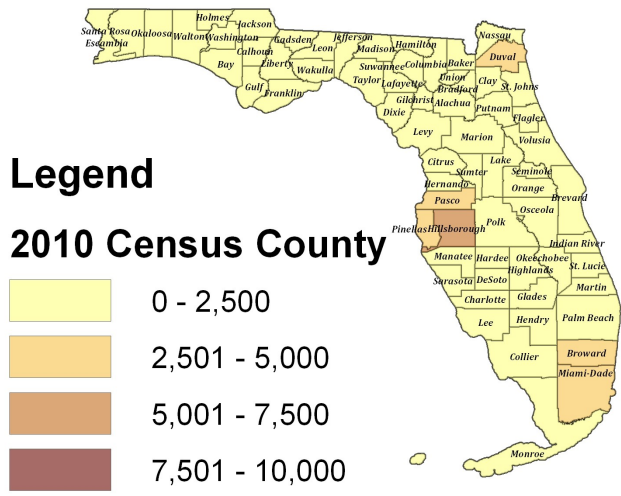
County

Within County



Year	State Total	Sarasota Total	State Rate	County Rate
2005	83,385	431	4.71	1.19
2006	85,887	7,253	4.77	19.74
2007	60,168	388	3.31	1.05
2008	59,034	662	3.22	1.78
2009	57,687	787	3.11	2.13
2010	57,643	787	3.07	2.07

State of Florida Homeless Population By County (2010)



Associated Indicators:

Patterns:



Indicator: Homelessness

Description: Number of people who are homeless, per 1000 people.

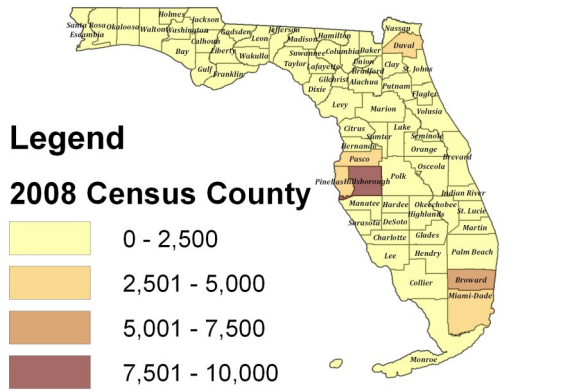
Time Series

Past

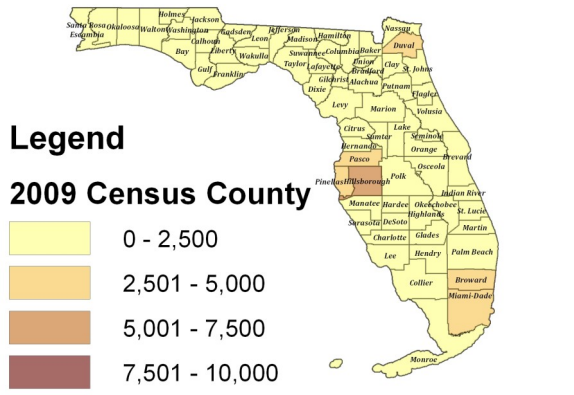
Present

County

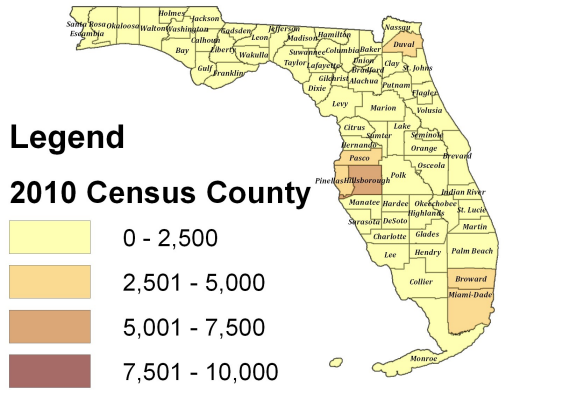
State of Florida Homeless Population By County (2008)



State of Florida Homeless Population By County (2009)



State of Florida Homeless Population By County (2010)



Within County

