

Indicator: Race / Ethnicity — Hispanic / Latino

Description: Percentage of individuals who identify as “Hispanic or Latino.”

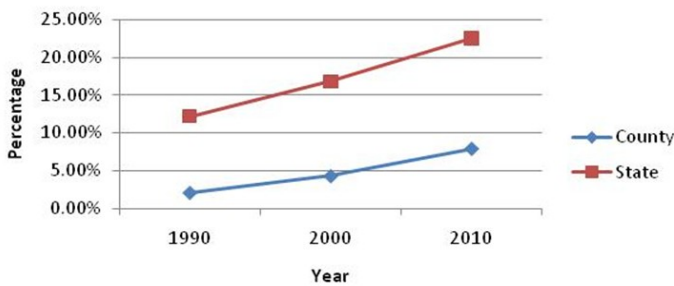
Sources: U.S. Census Bureau, 2010 Census Redistricting Data (Public Law 94-171) Summary File, Tables P2; U.S. Census Bureau, Census 2000 Summary File 1, Matrices P8; U.S. Census Bureau, 1990 Census Summary Tape File 1 (STF 1) – Matrices P8 -100 percent data

Caveats: Redistricting efforts in 2010 deleted some of the previously designated census tracts from the year 2000.

County

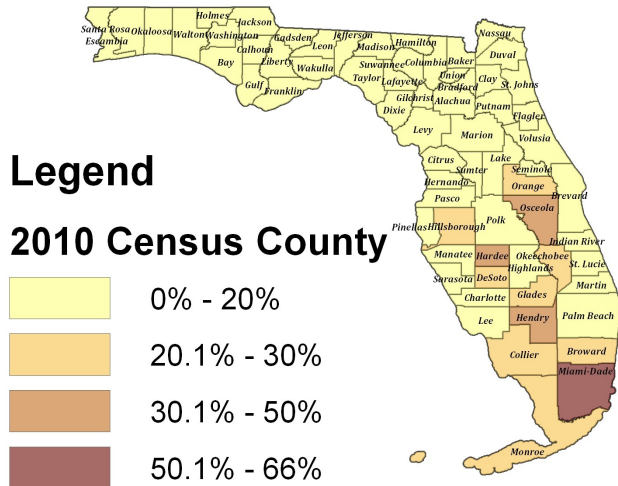
Within County

People Who Identify As Hispanic/Latino

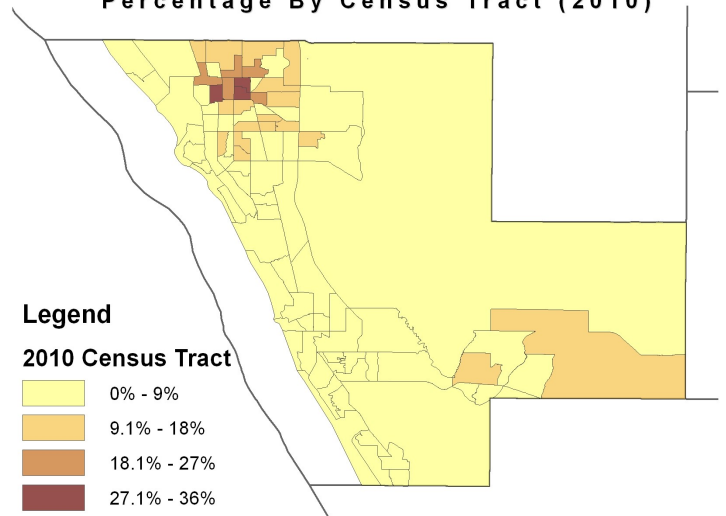


Year	1990	2000	2010
County	2.10%	4.30%	7.90%
State	12.20%	16.80%	22.50%

State of Florida Hispanic Population Percentage By County (2010)



Sarasota County Hispanic Population Percentage By Census Tract (2010)



Associated Indicators:

Patterns:

Indicator: Race / Ethnicity — Hispanic / Latino

Description: Percentage of individuals who identify as "Hispanic or Latino."

Time Series

County

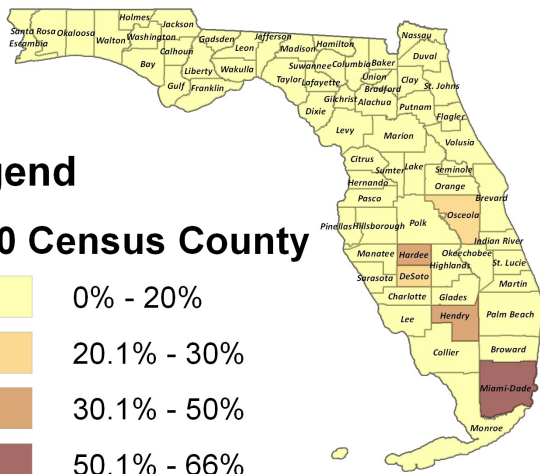
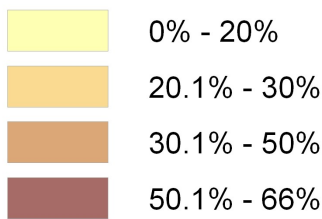
Within County

State of Florida Hispanic Population Percentage By County (2000)

Sarasota County Hispanic Population Percentage By Census Tract (2000)

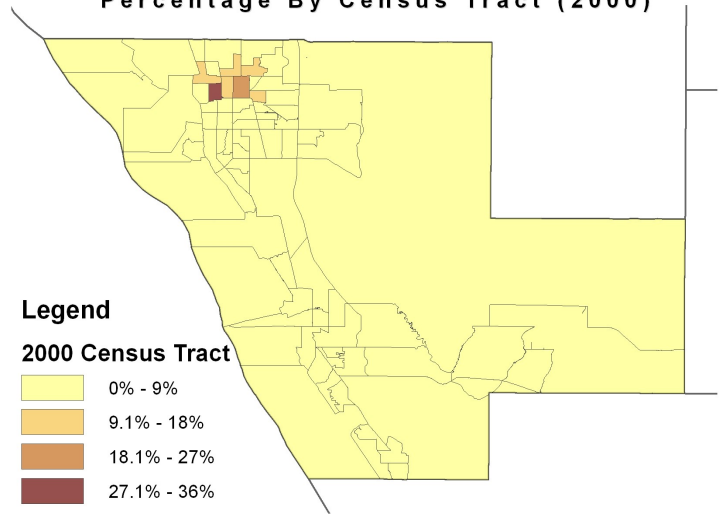
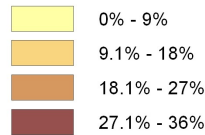
Legend

2000 Census County



Legend

2000 Census Tract



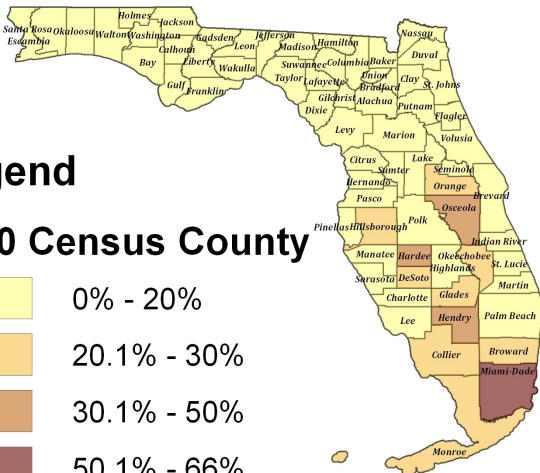
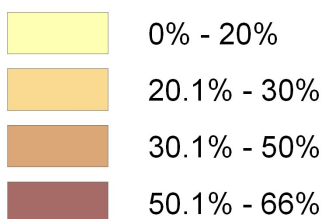
Other Demographic Indicators: Total Population, Age, Race/Ethnicity, Latino by Country of Origin, Gender, Language Spoken at Home, Households, Language spoken other than English

State of Florida Hispanic Population Percentage By County (2010)

Sarasota County Hispanic Population Percentage By Census Tract (2010)

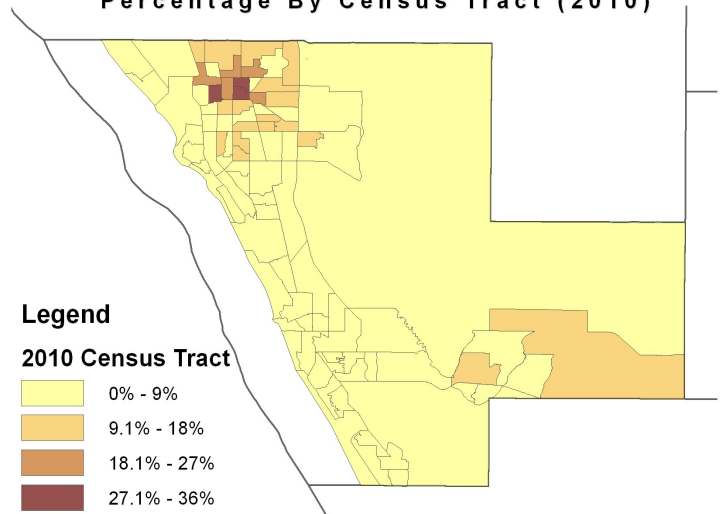
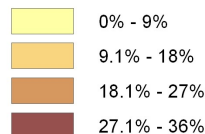
Legend

2010 Census County



Legend

2010 Census Tract



Past

Present