

Indicator: Recreational Boating

Description: Number of recreational boats that were registered per 100 people.

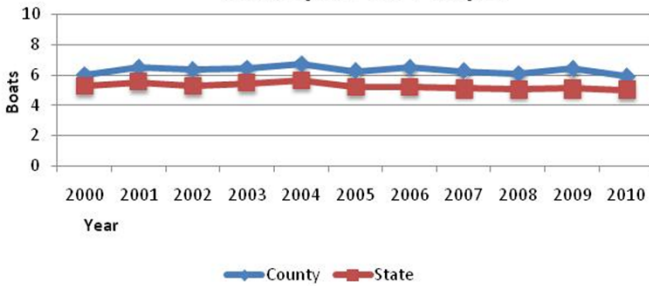
Sources: Florida Department of Highway Safety and Motor Vehicles, Bureau of Vessel Titles and Registrations, Vessels Registered in Florida; American FactFinder—Annual Population Estimates <http://factfinder.census.gov/>; U.S. Census Bureau, 2010 Census Redistricting Data (Public Law 94-171) Summary File, Tables P1

Caveats: The recreational boating rate was calculated using the number of recreational boats divided by the population at mid-year of the corresponding year and multiplying the result for every 100 people. To be registered in Sarasota County, a boat and/or its owner must reside within the county.

County

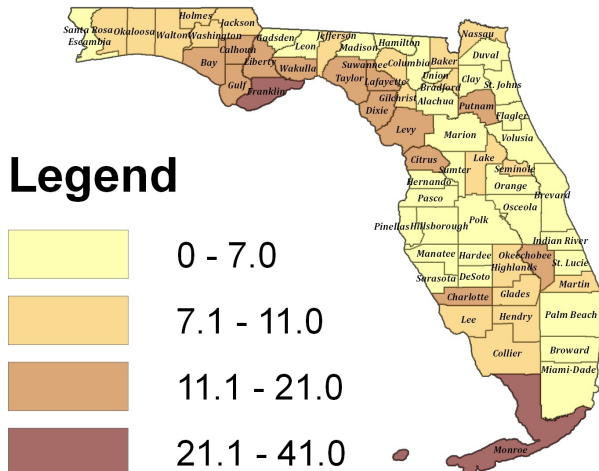
Within County

Registered Recreational Boats per 100 People



Year	2006	2007	2008	2009	2010
County	6.5	6.2	6.1	6.4	5.9
State	5.2	5.1	5.0	5.1	5

Registered Recreational Boats per 100 People (2010)



Associated Indicators:

Patterns:

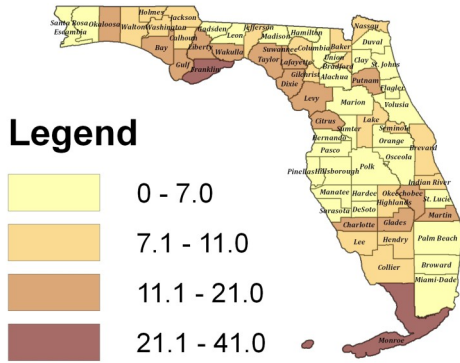
Indicator: Recreational Boating

Description: Number of recreational boats that were registered per 100 people.

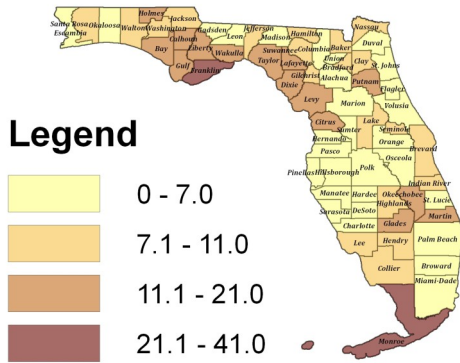
Time Series

County

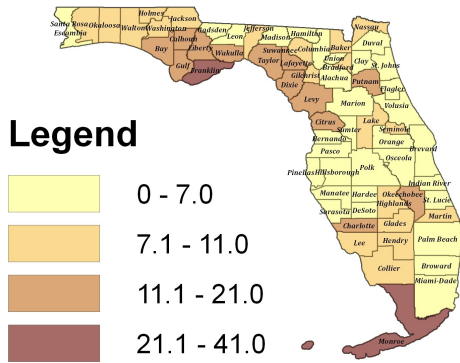
Registered Recreational Boats per 100 People (2008)



Registered Recreational Boats per 100 People (2009)



Registered Recreational Boats per 100 People (2010)



Within County



Past

Present