

# Indicator: School Stability (High Schools)

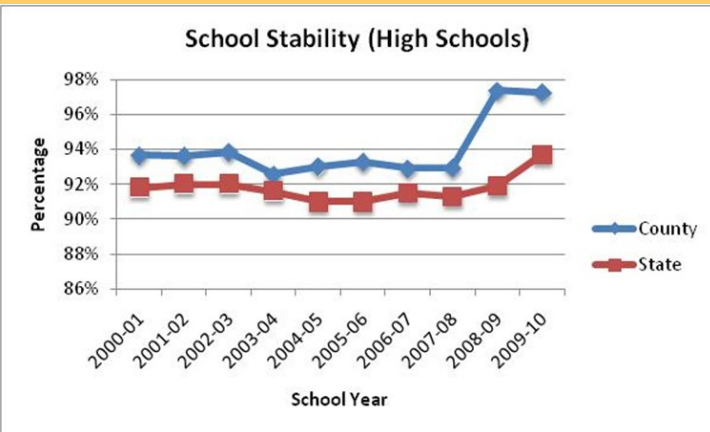
**Description:** Percentage of public high school students from the October student count who are at the same school in February of the same school year.

**Sources:** Florida Department of Education, Florida School Indicators Report, <http://www.fldoe.org/eias/eiaspubs/fsir.asp>

**Caveats:** Data are only mapped for traditional public high schools (Grades 9-12) that have a corresponding school attendance zone. Pine View School & Suncoast Polytechnical High School are not shown on the maps. Lemon Bay High does not reside in Sarasota County, but is included because the school attendance zone draws from students within the southern portion of the county.

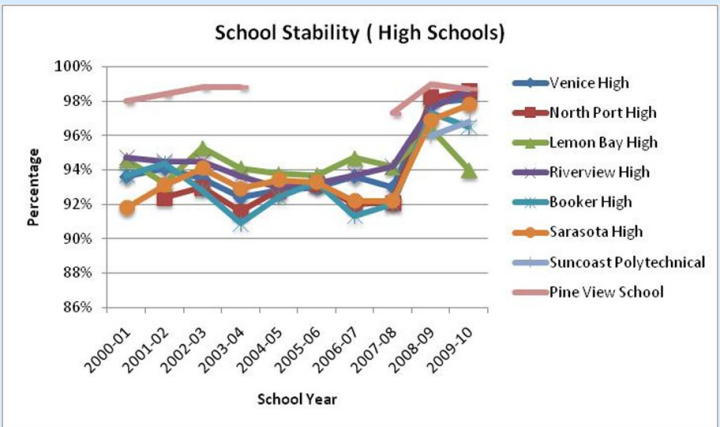
Other Learning Indicators: Academic Achievement, Kindergarten Readiness, School Stability, High School Graduation, Drop Out Rate, GED Tests, College Readiness, Recommendations for Expulsion, School Absenteeism, Disability Status, Gifted Status, Educational Attainment Level

## County



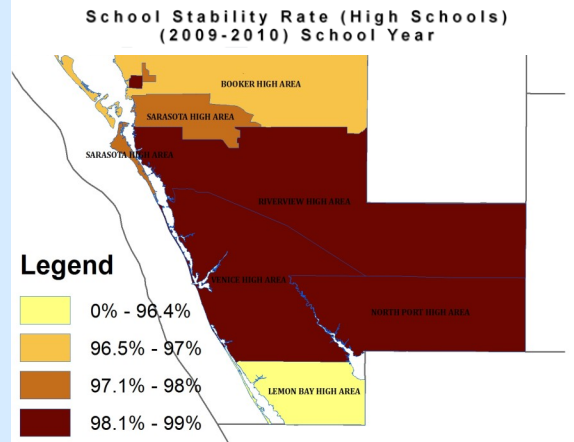
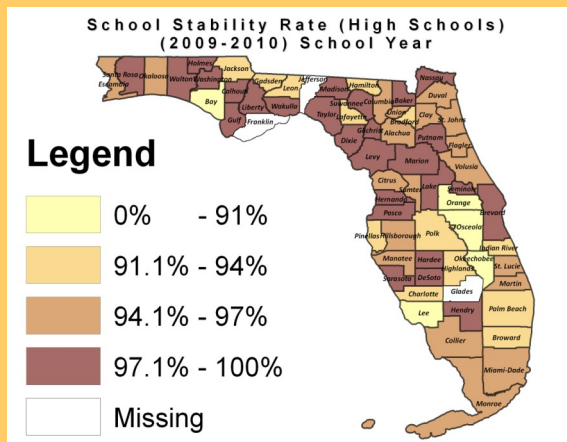
	2000-01	2001-02	2002-03	2003-04	2004-05
<b>County</b>	93.3%	92.8%	92.9%	97.1%	97.1%
<b>State</b>	91.8%	92.0%	92.0%	91.6%	91.0%
	2005-06	2006-07	2007-08	2008-09	2009-10
<b>County</b>	93.3%	91.8%	93.8%	97.4%	97.3%
<b>State</b>	91.0%	91.5%	91.3%	91.9%	93.7%

## Within County



	2000-01	2001-02	2002-03	2003-04	2004-05
Venice High	93.6%	94.1%	93.5%	92.4%	92.8%
North Port High	*	92.4%	93.0%	91.6%	92.8%
Lemon Bay High	94.6%	93.2%	95.3%	94.1%	93.8%
Riverview High	94.7%	94.5%	94.5%	93.6%	93.0%
Booker High	93.7%	94.4%	92.8%	90.9%	92.4%
Sarasota High	91.8%	93.1%	94.1%	92.9%	93.4%
Suncoast Polytechnical	*	*	*	*	*
Pine View School	98.0%	98.4%	98.8%	98.8%	*
	2005-06	2006-07	2007-08	2008-09	2009-10
Venice High	93.0%	93.6%	93.0%	97.9%	98.1%
North Port High	93.2%	92.0%	92.1%	98.2%	98.6%
Lemon Bay High	93.7%	94.7%	94.2%	96.4%	94.0%
Riverview High	93.2%	93.7%	94.2%	97.6%	98.6%
Booker High	93.3%	91.3%	92.0%	97.3%	96.5%
Sarasota High	93.3%	92.2%	92.2%	96.9%	97.8%
Suncoast Polytechnical	*	*	*	96.0%	96.8%
Pine View School	*	*	97.3%	99.0%	98.7%

\* = Missing



**Associated Indicators:**

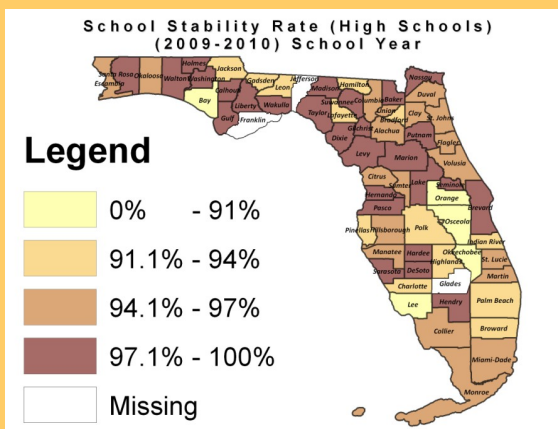
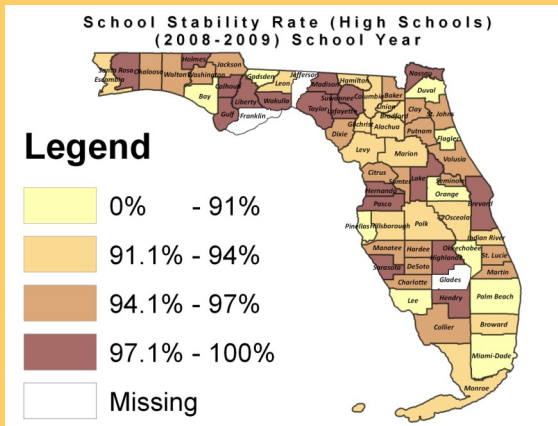
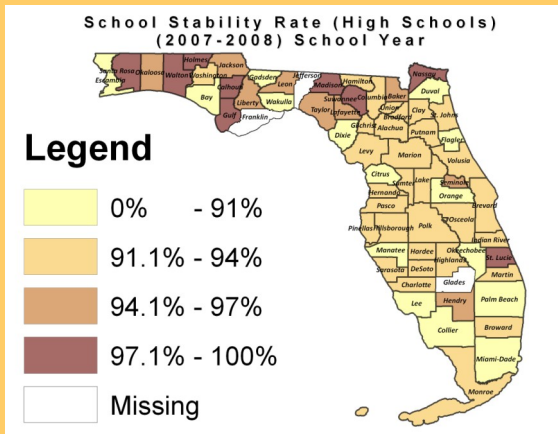
**Patterns:**

# Indicator: School Stability (High Schools)

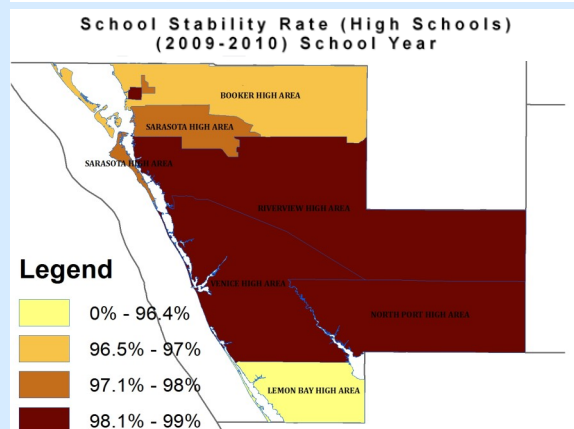
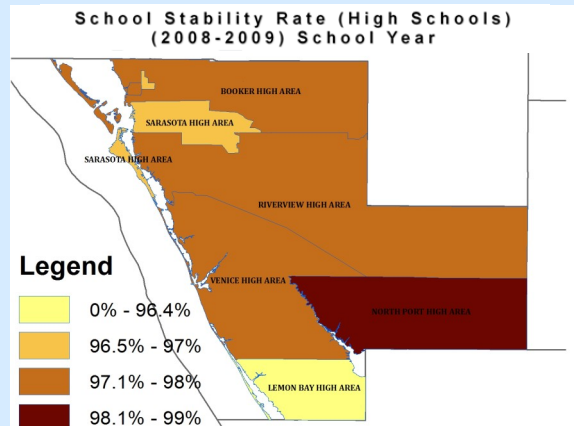
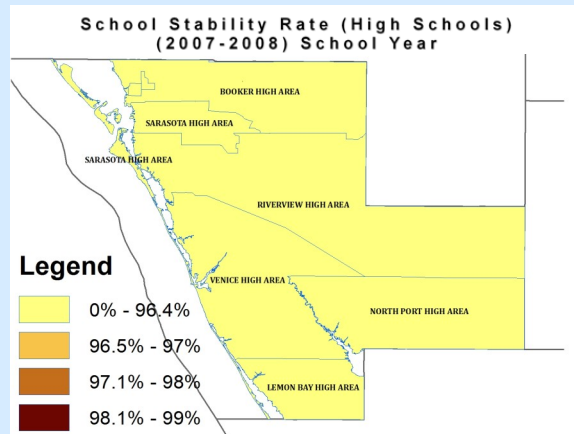
**Description:** Percentage of public high school students from the October student count who are at the same school in February of the same school year.

## Time Series

### County



### Within County



Other Learning Indicators: Academic Achievement, Kindergarten Readiness, School Stability, High School Graduation, Drop Out Rate, GED Tests, College Readiness, Recommendations for Expulsion, School Absenteeism, Disability Status, Gifted Status, Educational Attainment Level